PERSONE

POPOLAZIONE

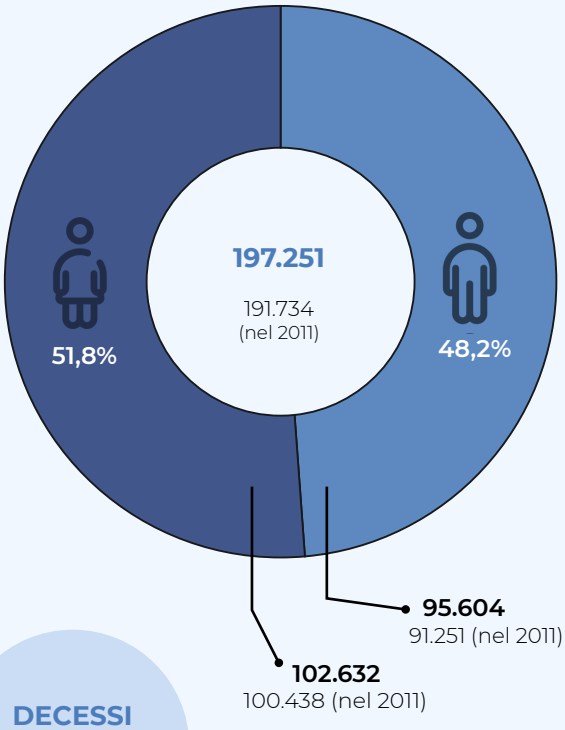

SALDO POPOLAZIONE

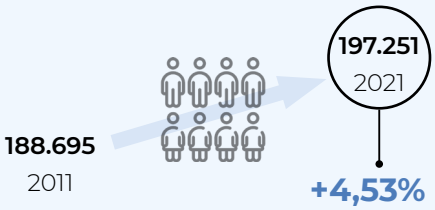

Tasso di **MORTALITÀ** e **NATALITÀ** per 1.000 abitanti

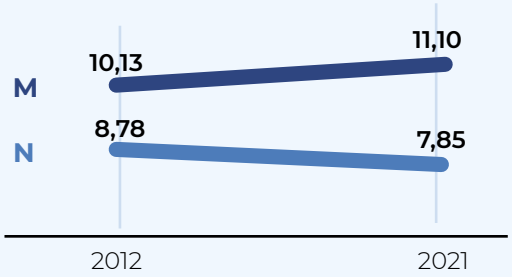

DECESSI

2.190
nel 2021

+23,4%
rispetto al 2019

NATI



ETÀ MEDIA (anni)

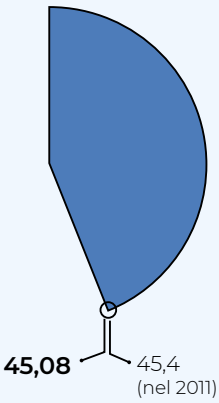

UNDER 15

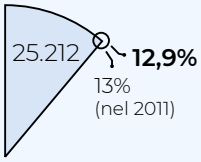

15-64 ANNI

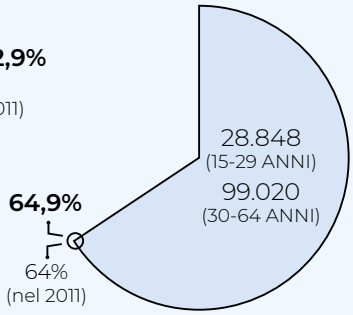

OVER 64

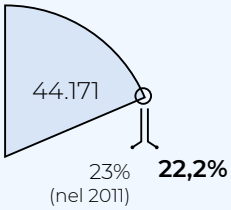

Dove non specificato i dati fanno riferimento al 31/12/2021 - Ufficio statistica del Comune di Parma

RESIDENTI STRANIERI

Quota residenti stranieri su popolazione totale 2012-2021

2012	2021
26.464	35.383
15,8%	17,9%

FAMIGLIE

93.044
90.937 (nel 2011)



75.483
hanno una connessione a internet

63.517
possiedono almeno un'automobile di proprietà

54.574
vivono in un alloggio di proprietà

FAMIGLIE CON ...

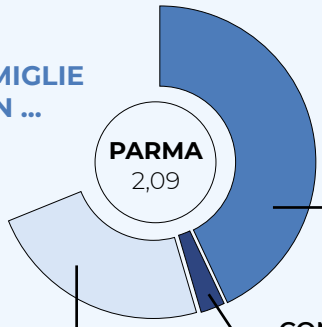

42,25%
1 COMPONENTE

27,05%
2 COMPONENTI

3,84%
PIÙ DI 5 COMPONENTI

NUMERO MEDIO COMPONENTI

PR	2,09
ER	2,23
IT	2,35

TITOLI DI STUDIO

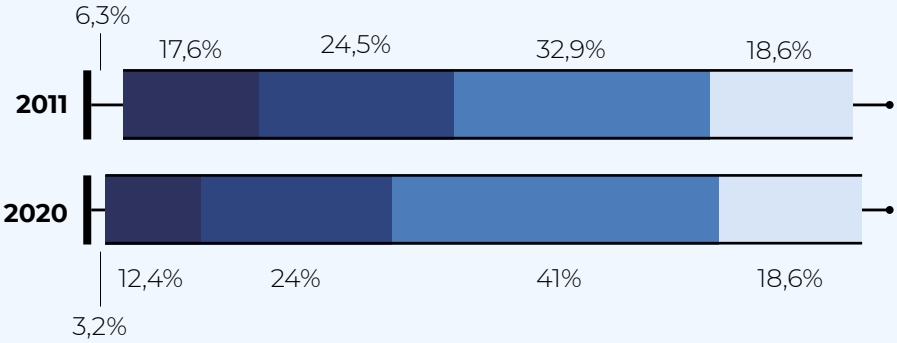

NESSUN TITOLO | SCUOLA ELEMENTARE | SCUOLA MEDIA INFERIORE | DIPLOMATI | LAUREATI